



# REPORT ON CRIME 1990

---

Report for the year ended 31 December, 1990  
Commissioner, Garda Síochána to the Minister for Justice

---

GARDA SÍOCHÁNA  
HEADQUARTERS,  
DUBLIN 8

MAY, 1991

REF/90

a 311

5


9C17,672

12555



NOT TO BE REMOVED  
FROM LIBRARY

# REPORT ON CRIME 1990



---

Report for the year ended 31 December, 1990  
Commissioner, Garda Síochána to the Minister for Justice

---

REFERENCE  
ONLY

NOT TO BE REMOVED  
BY

GARDA SÍOCHÁNA  
HEADQUARTERS,  
DUBLIN 8

MAY, 1991



# CONTENTS

Page

<b>FOREWORD</b> .....	1-2
<b>INDICTABLE OFFENCES</b>	
Recorded and Detected 1981-1990 .....	3
Recorded and Detected 1989-1990 .....	3
Crime Rate per Garda Division .....	4
Map-Indictable offences per 1,000 population .....	5
Recorded and detected by Garda Divisions .....	11
Known to the Gardai 1990 .....	12-18
Value of property stolen and recovered .....	19
<b>OFFENCES AGAINST THE PERSON</b>	
Recorded and Detected 1986-1990 .....	6
Murder and Manslaughter .....	6
Analyses of Murders .....	20
Traffic Fatalities .....	6
<b>OFFENCES AGAINST PROPERTY WITH VIOLENCE</b>	
Recorded and Detected 1986-1990 .....	7
Robbery, Arson and Malicious Damage .....	7
Burglary .....	7
Analyses of Aggravated Burglaries involving use of Firearms and Armed Robberies .....	21
<b>OFFENCES AGAINST PROPERTY WITHOUT VIOLENCE (LARCENIES ETC.)</b>	
Larcenies .....	8
Recorded and Detected 1986-1990 .....	8
<b>OTHER INDICTABLE OFFENCES</b>	
Recorded and Detected 1986-1990 .....	8
Age Groups - Convicted Persons .....	9-10
<b>NON-INDICTABLE OFFENCES</b>	
Proceedings and Persons .....	25-28
Non-Indictable offences by Division .....	29
Principal Non-Indictable Offences .....	29
Arms, Ammunition and Explosives Seized .....	22-23
Scenes of Crime Examination .....	24
Forensic Science .....	24
Missing Persons .....	24
Garda Dog Unit .....	24
Juvenile Liaison Scheme .....	30-31
Community Relations .....	32
Crime Prevention .....	32
Neighbourhood Watch .....	32
Community Alert .....	33
Neighbourhood Policing .....	33
Sub Aqua .....	33
'999' Emergency Service .....	34
Stolen Motor Vehicle Investigation Unit .....	34
Special Traffic Corps .....	34
Public Relations and Press Office .....	34-35

Drugs . . . . .	.35-37
Traffic Offences - Drink and Driving . . . . .	.38-39
'Fines on the Spot' notices - issued in 1990 . . . . .	.39
'Fines on the Spot' notices - Parking Violations . . . . .	.40

**APPENDICES**

Appendix A - Indictable Offences Recorded and Detected 1981-1990 . . . . .	.41
Appendix B - Non-Indictable offences - Proceedings and Persons Convicted 1986-1990 . . . . .	.41

**The Minister for Justice**

Sir,

It gives me pleasure to present this my first annual report on Crime and information generally on Garda activity in respect of the year 1990.

Throughout the year under review the Garda Siochana coped manfully with increasing operational demands of crime, drug abuse and traffic.

The welcome reduction in the amount of recorded crime in 1989 has been slightly reversed, though, thankfully, not by much (1%). The biggest increase (2%) was in Group 3 - Offences Against Property without violence (larceny, fraud, forgery, etc.). The detection rate was down slightly from 33.2% to 33.1%.

The value of property stolen was £36,376,810, compared with £33,023,563 in 1989. Property to the value of £3,012,883 (8.3%) was recovered. The percentage figure for 1989 was 7.8%.

The overall level of crime remains unacceptable. I intend to closely monitor the crime situation and take whatever measures may be appropriate to deal with the situation.

Recorded crime in the Dublin Metropolitan Area showed a decrease of 2.9% from the 1989 figure. This accounted for 56.6% of the overall figures for the year under review.

It will be noted that the figures for murders (17 committed and 15 detected) were the same as for 1989.

An ongoing problem in recent years has been the incidence of armed crime. It is pleasing to note that armed crime, at 459, decreased by 12.4%. This followed a substantial decrease of 22.2% in 1989 compared with 1988. It is apparent that the measures taken to counteract this terrifying and cowardly form of crime are proving effective.

The total number of persons convicted for crime recorded in 1990, or dealt with by way of caution under the Juvenile Liaison Scheme, was 13,654. Of this number 5,190 (38.0%) were under 17 years of age. The corresponding figure for 1989 was 4,894 (35.7%). It is hoped that a number of initiatives recently taken in relation to the Juvenile Liaison Scheme - including the establishment of a National Juvenile Liaison Bureau - will further enhance the Scheme.

The misuse of drugs continues to be a problem. Throughout the year there was no respite in the attention focused on those who engage in this activity. It is disturbing to find that the number of persons charged with drug offences was 2,071, an increase of 54.1%, and the number of drug seizures was 2,316, an increase of 48.3%. The increases in the number of persons charged and the seizures relate, in the main, to small amounts of cannabis and cannabis resin. Our policy in this matter is to maintain vigilance and foster a greater public awareness of the problem in the community. Arrangements are being made to have members undergo refresher training courses in the prevention and detection of drug abuse.

There were 432 fatal road traffic accidents during the year resulting in 478 deaths, an increase of 2 and 18 respectively. A number of initiatives are being taken in this area, including an increase in the strength of Traffic Corps personnel and a greater emphasis on the enforcement of drink driving and speeding legislation.



Proceedings were taken in respect of 462,088 summary offences during the year. This represents a decrease of 112,644 (or 19.6%) on the 1989 figure. The decrease was in line with a policy decision to prosecute for the more serious offences in appropriate instances. The figures, however, in respect of persons prosecuted were generally in line with those for previous years.

Community based schemes - Neighbourhood Watch and Community Alert - continue to expand. At the end of 1990 there were 995 Neighbourhood Watch Schemes, involving 199,701 households, and 221 Community Alert Schemes.

Neighbourhood Policing also extended and at the end of 1990 there were 8 Sergeants and 120 Gardai engaged on this work in the Dublin area and 6 Gardai in Cork City.

I would like to record my appreciation for the support and encouragement given throughout the year by the public, particularly community groups, the customs service and the media.

I would also like to thank your Department for the assistance and support received, and Dr. James Donovan and his Staff in the Forensic Science Laboratory for the efficient manner in which they carry out their work.

I am grateful too for the support received from the Staff Associations and I look forward to enjoying an open and beneficial relationship with them.

In conclusion, I wish to thank all members of the Force and civilian staff for their loyalty and dedication during the year under review, and for their willingness to adapt and respond to the challenges we face.

Yours respectfully,



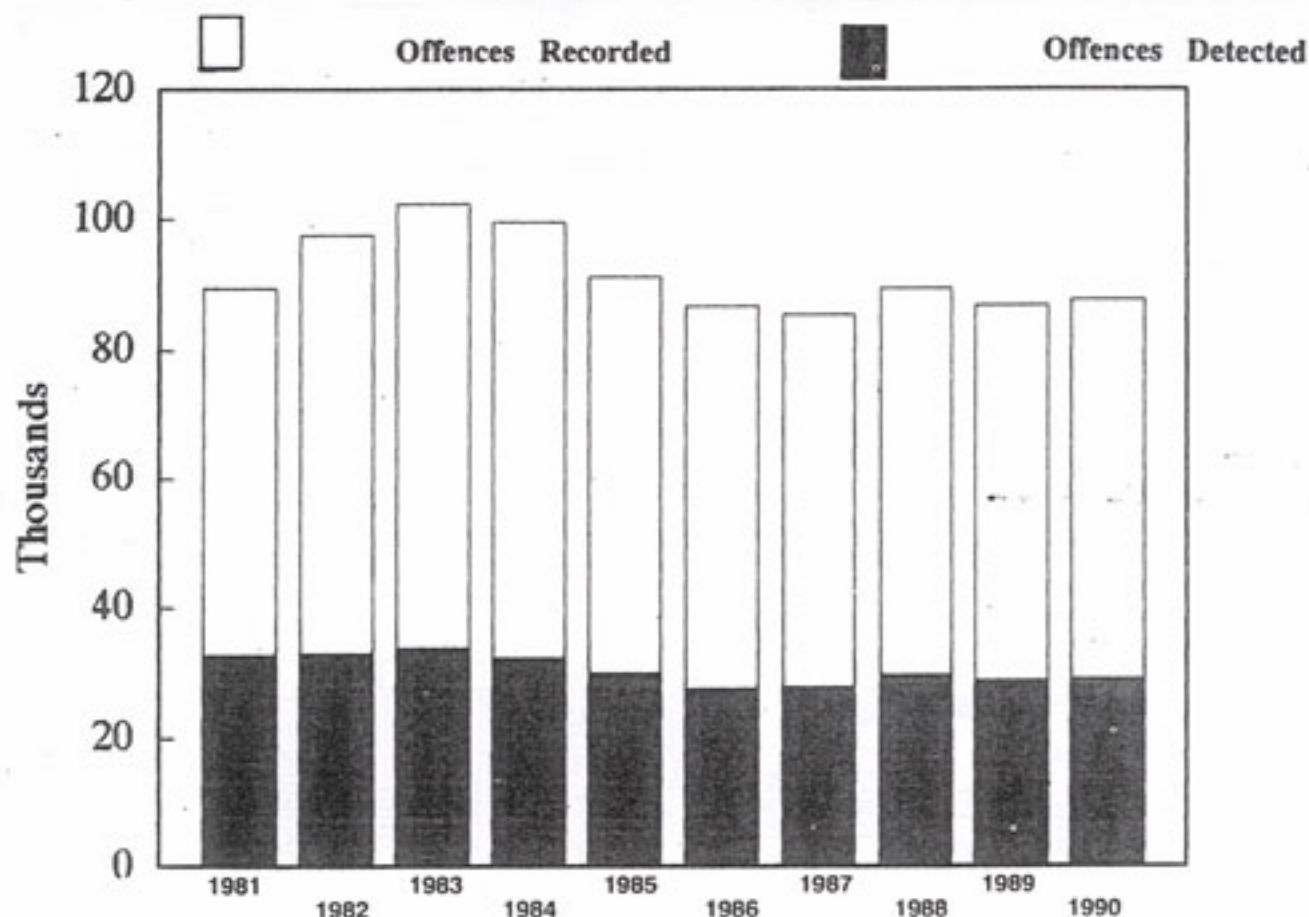
COMMISSIONER

MAY 1991

## INDICTABLE OFFENCES

Indictable offences which came to the notice of the Garda Síochána during the year ended 31st December, 1990 numbered 87,658 as compared with 86,792 in the year ended 31st December, 1989, an increase of 1.0%.

### OFFENCES RECORDED AND DETECTED 1981-1990



The figures for indictable offences are broken down in the following table: See Appendix 'A'

Indictable Offences	Offences Recorded			Offences Detected	
	1990	1989	Change	1990	1989
Offences Against the Person	1,631	1,667	-36 (2.2%)	1,348 (82.6%)	1,318 (79.1%)
Offences Against Property with Violence	35,453	35,395	+ 58 (0.2%)	10,746 (30.3%)	11,191 (31.6%)
Larcenies etc.	50,222	49,223	+999 (2.0%)	16,552 (33.0%)	15,805 (32.1%)
Other Indictable Offences	352	507	-155 (30.6%)	339 (96.3%)	467 (92.1%)
<b>Totals</b>	<b>87,658</b>	<b>86,792</b>	<b>+866 (1.0%)</b>	<b>28,985 (33.1%)</b>	<b>28,781 (33.2%)</b>

In the Dublin Metropolitan Area (D.M.A.) 49,652 indictable offences were recorded, a decrease of 2.9% on the figure for 1989. Of the total crimes recorded in the State 56.6% occurred in the D.M.A. The D.M.A. has an estimated population of 1,043,787 based on the 1986 census of population, or 29.5% of the total population of the State.

## CRIME RATE

Based on the 1986 Census of Population, the crime rate per 1,000 of the population was 24.8 with a rate of 47.6 in the D.M.A. and a rate of 15.2 outside the D.M.A. The following table shows the rate for each Division and the Dublin Metropolitan Area which is composed of 5 Divisions.

Division	Crimes per 1,000 population 1990
Carlow/Kildare	16.8
Cavan/Monaghan	8.4
Cork East	26.1
Cork West	7.1
Clare	8.7
Donegal	9.0
Galway West	16.5
Kerry	12.8
Leix/Offaly	10.3
Limerick	19.7
Longford/Westmeath	23.5
Louth/Meath	20.5
Mayo	5.7
Roscommon/Galway East	5.9
Sligo/Leitrim	11.2
Tipperary	14.8
Waterford/Kilkenny	13.9
Wexford	18.0
Dublin Metropolitan Area:	
—Northern	
—North Central	
—South Central	47.6
—Southern	
—Eastern	

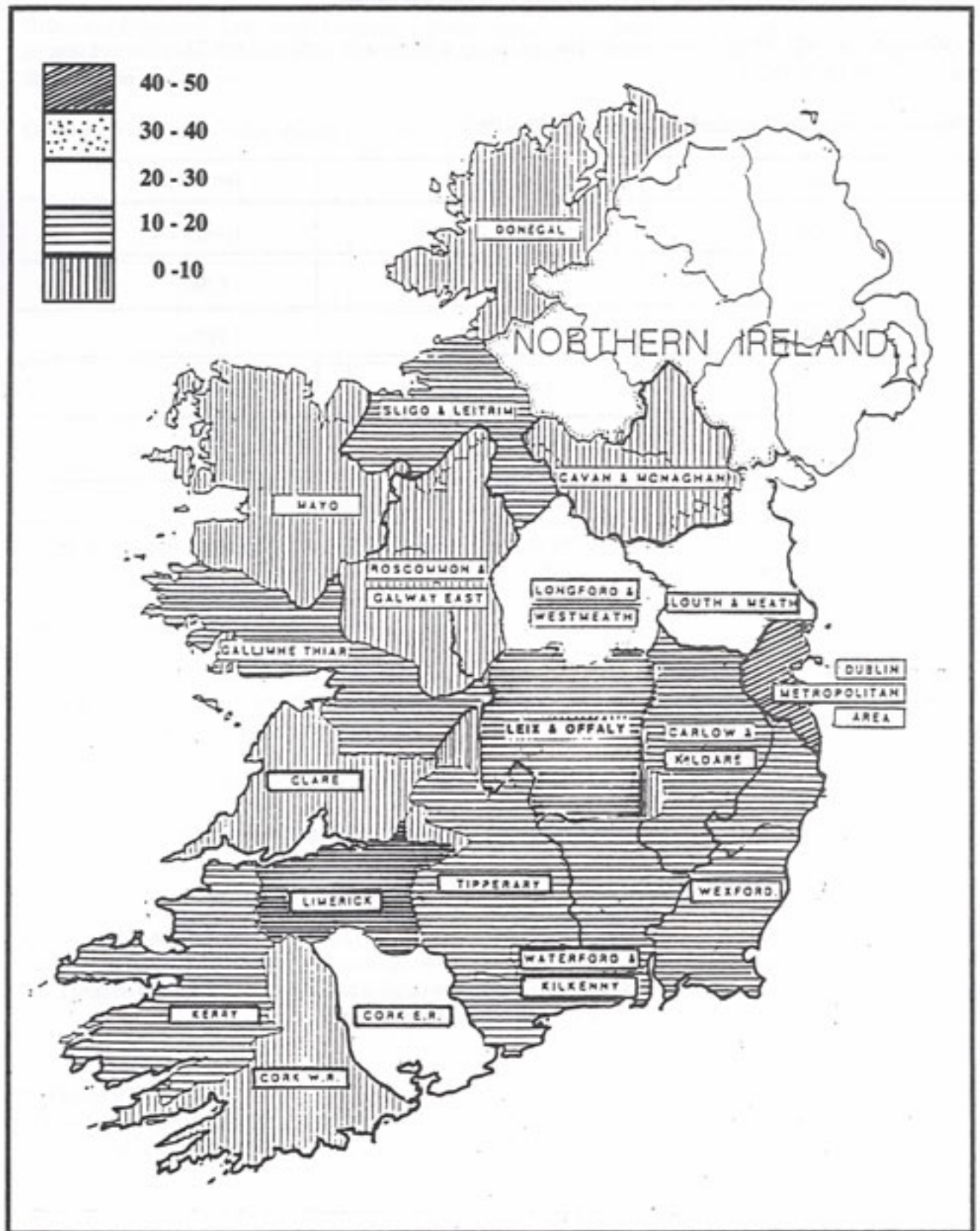
## DETECTION OF CRIME

The overall detection rate in 1990 was 33.1% (33.2% in 1989). The detection rate varies from 96.3% in respect of Other Indictable Offences to 30.3% in Offences Against Property with Violence.

The total number of indictable offences detected was 28,985. Proceedings were taken in 25,133 cases, and the remaining 3,852 cases (col. 17 of Indictable Offences table) include cases dealt with under the Juvenile Liaison Scheme.



# DIVISIONS OF AN GARDA SÍOCHÁNA



Indictable Offences per 1,000 population by Garda Division - 1990

## OFFENCES AGAINST THE PERSON (GROUP 1)

Murder, Manslaughter, Dangerous Driving causing Death, Traffic Fatalities. Possession of Firearms with intent to Endanger Life, Assault and related offences comprise this Group.

In 1990 a total of 1,631 offences were recorded in this Group, a decrease of 2.2% on 1989. The detection rate was 82.6% (79.1% in 1989).

### Offences recorded and detected in this Group 1986-1990

Year	Recorded	Detected
1986	1,883	1,487
1987	2,035	1,629
1988	2,144	1,787
1989	1,667	1,318
1990	1,631	1,348

The overall figure of 1,631 Offences Against the Person includes 627 (38.4%) committed in the D.M.A. where the detection rate was 72.4% (69.6%) in 1989).

### MURDER

There were 17 murders in 1990, two (2) of which remain unsolved. There were 2 cases of attempted murder.

### MANSLAUGHTER

There were 15 cases of manslaughter in 1990, five (5) of which arose out of traffic accidents.

### TRAFFIC FATALITIES

There were 478 deaths arising from 432 fatal traffic accidents, an increase of 18 deaths on the 1989 figure of 460. Eight persons (4 in 1989) were charged with dangerous driving causing death and three persons (1 in 1989) were charged with dangerous driving causing serious bodily injury.

## OFFENCES AGAINST PROPERTY WITH VIOLENCE (GROUP II)

Offences of burglary, aggravated burglary, robbery, arson and serious malicious damage to property are included in this group. A total of 35,453 offences were recorded in 1990, an increase of 0.2% on 1989 and the detection rate was 30.3% (31.6% in 1989).

### Offences recorded and detected in this Group, 1986-1990

Year	Recorded	Detected
1986	35,146	9,287
1987	34,930	10,181
1988	35,679	11,245
1989	35,395	11,191
1990	35,453	10,746

Of the total number of offences in this Group 17,718 (50.0%) were committed in the D.M.A. where the detection rate was 28.2% (29.6% in 1989).

### ROBBERY AND AGGRAVATED BURGLARY

There were 1,646 robberies in 1990, an increase of 283 on the previous year. Aggravated burglaries at 1,014 decreased by 7 from 1,021 in 1989. Firearms were used in 56 cases of robbery and 403 cases of aggravated burglary, a decrease of 23 and 42, respectively, on the figures for 1989. These figures show an overall decrease of 65 armed crimes compared to the previous year.

### ARSON AND MALICIOUS DAMAGE

There were 4,382 cases of malicious damage of which 244 cases were arson; 2,222 (50.7%) were detected. In 1989 the total figure for arson was 218, showing an increase for 1990 of 11.9%.

### BURGLARY

Offences of burglary numbered 28,073 of which 7,545 (26.9%) were detected. In 1989, a total of 28,841 offences of this nature were recorded showing a decrease of 2.7% for 1990.



## LARCENIES ETC (GROUP III)

Larcenies, Forgeries and Frauds of various kinds comprise this Group. In 1990, 50,222 such offences were recorded and this shows an increase of 999 (2.0%) on the figure for 1989. A total of 16,552 (33.0%) of these offences were detected. In 1989 detections amounted to 32.1%.

### Offences recorded and detected in this Group 1986-1990

Year	Recorded	Detected
1986	49,226	16,344
1987	47,993	15,651
1988	51,291	16,254
1989	49,223	15,805
1990	50,222	16,552

The overall figure of 50,222 offences recorded in this Group, includes 31,118 (62.0%) committed in the D.M.A. where detections totalled 8,480 (27.3%). In 1989 detections in the D.M.A. totalled 8,630 (27.3%). The number of larcenies from unattended vehicles at 17,780 shows a decrease of 619 (3.4%) on the figure for the previous year.

## OTHER INDICTABLE OFFENCES (GROUP IV)

This is a miscellaneous crime group in which 352 offences were recorded. A total of 339 (96.3%) of these offences were detected.

When compared with 1989, the overall figure shows a decrease of 155 (30.6%). Of the total number of offences recorded 189 (53.7%) were committed in the D.M.A. and 185 (97.9%) of these were detected.

### Offences recorded and detected in this Group 1986-1990

Year	Recorded	Detected
1986	319	255
1987	400	326
1988	430	399
1989	507	467
1990	352	339

## CASES PENDING

There were 14,893 cases of Indictable Offences pending in the District Court and 612 cases were awaiting trial on 31st December 1990, as compared with 14,712 cases pending in the District Court and 530 cases awaiting trial on 31st December, 1989.

## CONVICTED PERSONS 1990 (By Age Group)

### A

Age groups of persons convicted or against whom the charge was held proved and order made without conviction, in respect of crimes which were pending on 1st January, 1990.

Under 14 years	14 and under 17 years	17 and under 21 years	21 years and over	Total
270	1,431	2,261	3,539	7,501

### B

Age groups of persons convicted, or against whom the charge was held proved and order made without conviction, in respect of crimes which were reported during 1990.

Under 14 years	14 and under 17 years	17 and under 21 years	21 years and over	Total
331	1,679	3,285	5,179	10,474

### TOTAL (A) and (B)

Under 14 years	14 and under 17 years	17 and under 21 years	21 years and over	Total
601	3,110	5,546	8,718	17,975

**INDICTABLE OFFENCES WHICH BECAME KNOWN TO THE GARDAI DURING THE YEAR ENDED 31st DECEMBER, 1990**

NATURE OF OFFENCES	No. of Offences reported or known	No. of Offences in which Criminal Proceedings were	RESULT OF PROCEEDINGS IN CASES														Number (by Sex and Age Groups) of Persons convicted or against whom the Charge was held proved and Order made without conviction									
			Commenced	Informations refused	Dealt with on indictment and					Committed for Trial and still awaiting Trial	Dealt with summarily and					Still Pending in District Court	Crimes for which the perpetrators were detected but for which no proceedings are shown	(18)		(19)		(20)		(21)		(22) Total
					Convicted	Acquitted	Found insane & incapable of Pleading	Nolle Prosequi entered	Adjourned sine Die or otherwise disposed of		Convicted	Dismissed	Charge proved & order made without Conviction	Charge Withdrawn	Adjourned sine Die or otherwise disposed of			M	F	M	F	M	F	M	F	
(1)	(2)	(3)	(4)	(5)	(6)	(7)	(8)	(9)	(10)	(11)	(12)	(13)	(14)	(15)	(16)	(17)	M	F	M	F	M	F	M	F		
<b>GROUP 1 Offences Against the Person</b>																										
1. Murder (of persons aged above one year)	16	11		2	1				6						2	3								2		2
2. Murder (of infants aged one year and under)	1															1										
3. Infanticide																										
4. Attempts to Murder	2	1							1							1										
5. Threats, Conspiracy or Incitement to Murder																										
6. Manslaughter (other than Traffic Fatalities)	10	9		6					1						2	1			2		2			2		6
7. Manslaughter (Traffic Fatalities)	5	1													1											
8. Dangerous Driving causing Death	9	8		5					1						2	1								5		5
9. Dangerous Driving causing serious bodily harm	4	3		1					1	1														2		2
10. Wounding and Other Acts endangering life (Felonies)	69	54		5	1				4	7	3				34	5			3		3			7		13
11. Wounding and Other Acts endangering life (Gardaí on duty)	4	3		1						2														5		5
12. Assault, wounding & other like offences (Misdemeanours)	746	536	1	13					18	189	27	7	19	6	256	57			18	5	70	2	133	15		243
13. Assault, wounding & other like offences (Gardaí on Duty)	257	247		11			1		18	130	4	3	2	2	76	4			12		44	2	103	6		167
14. Endangering Railway Passengers																										
15. Intimidation and Molestation	8	7								2						5	1							2		2
16. Intimidation by threatening letters, notices etc.	10	6							1				1		4	1										



**INDICTABLE OFFENCES WHICH BECAME KNOWN TO THE GARDAI DURING THE YEAR ENDED 31st DECEMBER, 1990**

NATURE OF OFFENCES	No. of Offences reported or known	No. of Offences in which Criminal Proceedings were	RESULT OF PROCEEDINGS IN CASES													Crimes for which the perpetrators were detected but for which no proceedings are shown	Number (by Sex and Age Groups) of Persons convicted or against whom the Charge was held proved and Order made without conviction									
			Commenced	Informations refused	Dealt with on indictment and					Committed for Trial and still awaiting Trial	Dealt with summarily and						Still Pending in District Court	(18)		(19)		(20)		(21)		(22) Total
					Corrected	Acquitted	Found Insane & incapable of Pleading	Nolle Prosequi entered	Adjourned sine Die or otherwise disposed of		Corrected	Dismissed	Charge proved & order made without Conviction	Charge Withdrawn	Adjourned sine Die or otherwise disposed of			M	F	M	F	M	F	M	F	
(1)	(2)	(3)	(4)	(5)	(6)	(7)	(8)	(9)	(10)	(11)	(12)	(13)	(14)	(15)	(16)	(17)	M	F	M	F	M	F	M	F		
17. Cruelty to or neglect of children (on indictment)																										
18. Abandoning children under two years																										
19. Child Stealing	1														1											
20. Procuring Abortion																										
21. Concealment of Birth	1														1											
22. Unnatural Offences	48	29		2					3	5					19	13					1		6		7	
23. Rape	89	49		9					10	1			2		27	17					4		6		10	
24. Indecent Assault on females	215	126		10	1				15	19	1		4		76	45		2			1		26		29	
25. Defilement of Girls under 15 years	23	13		3					7				1		2	10							3		3	
26. Defilement of Girls between 15 and 17 years	12	6							2	1					3	6							1		1	
27. Incest	10	4		1	1				2						6								1		1	
28. Procuration																										
29. Abduction	1	1													1											
30. Bigamy	4	1		1											3									1	1	
31. Kidnapping																										
32. False Imprisonment	41	17		2					3	3					9	3					5		2	1	8	
33. Possession of Firearms with intent to Endanger life	17	10		2					1	1			1		5	2							4		4	





**INDICTABLE OFFENCES WHICH BECAME KNOWN TO THE GARDAI DURING THE YEAR ENDED 31st DECEMBER, 1990**

NATURE OF OFFENCES	No. of Offences reported or known	No. of Offences in which Criminal Proceedings were	RESULT OF PROCEEDINGS IN CASES														Number (by Sex and Age Groups) of Persons convicted or against whom the Charge was held proved and Order made without conviction									
			Commenced	Informations refused	Dealt with on Indictment and					Committed for Trial and still awaiting Trial	Dealt with Summarily and					Still Pending in District Court	Crimes for which the perpetrators were detected but for which no proceedings are shown	(18)		(19)		(20)		(21)		(22)
					Convicted	Acquitted	Found Insane & Incapable of Pleading	Nolle Prosequi entered	Adjourned Sine Die or otherwise disposed of		Convicted	Dismissed	Charge proved & order made without Conviction	Charge Withdrawn	Adjourned Sine Die or otherwise disposed of			Under 14 Years	14 and under 17 years	17 and under 21 years	21 years and over	Total				
																							M	F	M	
(1)	(2)	(3)	(4)	(5)	(6)	(7)	(8)	(9)	(10)	(11)	(12)	(13)	(14)	(15)	(16)	(17)	M	F	M	F	M	F	M	F	(22)	
<b>GROUP II</b>																										
<b>Offences against property with Violence</b>																										
37. Burglary	28,073	6,720		156	4		5	5	130	2,036	57	52	48	35	4,192	825	121	8	771	13	998	36	945	12	2,904	
38. Aggravated Burglary	1,014	311		33			1		26	41	4			3	203	9	1		2		34		62	2	101	
39. Robbery	1,590	437		14	1		1		18	68	1	1	6	2	305	17	1	1	21	8	50		47	7	135	
40. Robbery with Arms	56	9		2					1	2					4						2		3		5	
41. Assaulting dwelling-houses by firing shots into them or by use of explosives	7	1													1											
42. Threatening to publish or publishing with intent to extort	2	1													1											
43. Arson	211	71		1	1				8	11					50	29	1		4		4		6		15	
44. Killing and Maiming Cattle	1																									
45. Malicious damage to Schools	244	53		1						15	2				35	29	1		4		11	1	7		24	
46. Other malicious injury to property	4,138	1,859		46	5	1	2	1	41	782	43	15	26	14	883	281	21	1	146	5	403	17	400	18	1,011	
47. Causing an explosion likely to endanger life or damage property	1																									
48. Attempting to cause an explosion	4	1													1											
49. Possession of explosive substance	3	2		1					1							1							5		5	
50. Making Explosives																										
51. Interference with Railway	3																									
52. Unlawful seizure of Aircraft																										



INDICTABLE OFFENCES WHICH BECAME KNOWN TO THE GARDAI DURING THE YEAR ENDED 31st DECEMBER, 1990

NATURE OF OFFENCES	No. of Offences reported or known	No. of Offences in which Criminal Proceedings were	RESULT OF PROCEEDINGS IN CASES													Number (By Sex and Age Groups) of Persons convicted or against whom the Charge was held proved and Order made without conviction											
			Commenced	Informations refused	Dealt with on indictment and					Committed for Trial and still awaiting Trial	Dealt with summarily and					Still Pending in District Court	Crimes for which the perpetrators were detected but for which no proceedings are shown	(18)		(19)		(20)		(21)		(22)	
					Convicted	Acquitted	Found insane & incapable of Pleading	Notle Prosecut entered	Adjourned Sine Die or otherwise disposed of		Convicted	Dismissed	Charge proved & order made without Conviction	Charge Withdrawn	Adjourned Sine Die or otherwise disposed of			Under 14 Years	M	F	M	F	M	F	M		F
(1)	(2)	(3)	(4)	(5)	(6)	(7)	(8)	(9)	(10)	(11)	(12)	(13)	(14)	(15)	(16)	(17)	M	F	M	F	M	F	M	F	(22)		
53. Unlawful seizure of vehicles	23	7								1			1		5	1									2	2	
54. Unlawful possession of house-breaking implements	83	82			2				1	22	5	2	1		49				6		9				16	1	32
<b>TOTAL GROUP II</b>	35,453	9,554			258	11	1	9	6	226	2,000	112	70	82	54	5,729	1,102	148	10	954	26	1,511	54	1,463	40	4,234	

**INDICTABLE OFFENCES WHICH BECAME KNOWN TO THE GARDAI DURING THE YEAR ENDED 31st DECEMBER, 1990**

NATURE OF OFFENCES	No. of Offences reported or known	No. of Offences in which Criminal Proceedings were	RESULT OF PROCEEDINGS IN CASES													Number (by Sex and Age Groups) of Persons convicted or against whom the Charge was held proved and Order made without conviction											
			Commenced	Informations refused	Dealt with on indictment and					Committed for Trial and still awaiting Trial	Dealt with summarily and					Still Pending in District Court	Crimes for which the perpetrators were detected but for which no proceedings are shown		(18)		(19)		(20)		(21)		(22)
					Convicted	Acquitted	Found insane & incapable of Pleading	Notle Proceedal entered	Adjourned Sine Die or otherwise disposed of		Convicted	Dismissed	Charge proved & order made without Conviction	Charge Withdrawn	Adjourned Sine Die or otherwise disposed of		M	F	M	F	M	F	M	F	Total		
(1)	(2)	(3)	(4)	(5)	(6)	(7)	(8)	(9)	(10)	(11)	(12)	(13)	(14)	(15)	(16)	(17)	M	F	M	F	M	F	M	F	Total		
<b>GROUP III</b> <b>Larcenies Etc.</b>																											
55. Larceny from the Person	4,495	725		4	2		1	2	20	152	6	4	10	1	523	25	3		26	5	50	18	79	24	205		
56. Larceny of Motor Vehicles and Accessories	2,817	232	1	8	5		1		7	73	6	4	3	1	123	78	3		19		39	1	33		96		
57. Larceny of Pedal Cycles	732	227		6				1	1	78	4	7	2		128	74	7		27		30	1	35		100		
58. Larceny from Unattended Vehicles	17,780	3,201	1	69				5	43	768	25	32	25	24	2,209	276	64		213	10	428	10	300	2	1,027		
59. Other Larcenies	19,297	6,332		98	4		2	1	116	2,008	106	176	133	19	3,669	1,746	66	22	217	61	501	262	989	530	2,648		
60. Embezzlement	37	31		2				2		12	1				14	1					3		9	2	14		
61. Obtaining of Goods by false pretences	876	656		11			2		5	188	2	10	3	7	428	26			2		23		170	22	217		
62. Other Frauds	291	223		8	1		11		16	63		27	3	2	72	19			2		5	3	73	48	131		
63. Forgery and Uttering	2,948	1,684		46			6		27	665	11	27	10	11	881	49	1		25		110	29	527	144	836		
64. Receiving Stolen Goods	944	885		9	1		3		15	279	23	8	23	8	516	58	1	1	22	3	52	2	205	28	314		
65. Post Office Act - Offences Against	5	4								2					2						1		1		2		
66. Coinage Act - Offences Against																											
<b>TOTAL GROUP III</b>	<b>50,222</b>	<b>14,200</b>	<b>2</b>	<b>261</b>	<b>13</b>		<b>26</b>	<b>11</b>	<b>250</b>	<b>4,308</b>	<b>184</b>	<b>295</b>	<b>212</b>	<b>73</b>	<b>8,565</b>	<b>2,352</b>	<b>145</b>	<b>23</b>	<b>553</b>	<b>79</b>	<b>1,242</b>	<b>326</b>	<b>2,421</b>	<b>600</b>	<b>5,589</b>		



**INDICTABLE OFFENCES WHICH BECAME KNOWN TO THE GARDAI DURING THE YEAR ENDED 31st DECEMBER, 1990**

NATURE OF OFFENCES	No. of Offences reported or known	No. of Offences in which Criminal Proceedings were	RESULT OF PROCEEDINGS IN CASES														Number (by Sex and Age Groups) of Persons convicted or against whom the Charge was held proved and Order made without conviction										
			Commenced	Informations refused	Dealt with on indictment and						Committed for Trial and still awaiting Trial	Dealt with summarily and					Still Pending in District Court	Crimes for which the perpetrators were detected but for which no proceedings are shown									
					Convicted	Acquitted	Found insane & incapable of Proceeding	Nolle Prosequi entered	Adjourned Sine Die or otherwise disposed of	Convicted		Dismissed	Charge proved & order made without Conviction	Charge Withdrawn	Adjourned Sine Die or otherwise disposed of	(18)		(19)		(20)		(21)		(22)			
																Under 14 Years		14 and under 17 years	17 and under 21 years	21 years and over	Total						
(1)	(2)	(3)	(4)	(5)	(6)	(7)	(8)	(9)	(10)	(11)	(12)	(13)	(14)	(15)	(16)	(17)	M	F	M	F	M	F	M	F	Total		
<b>GROUP IV</b> Larcenies Etc.																											
67. Official Secrets Act																											
68. Treason Act 1939 - Offences Against																											
69. Offences Against The State Act 1939 breaches of	2	2		1					1																5	5	
70. Riot or Unlawful Assembly	3	3		1					1	1												1			19	20	
71. Indecent Exposure (Public Indecency)	40	23								8			1		14	5						1			7	8	
72. Public Mischief	14	11		2			1		3						5	3									2	2	
73. Conspiracy	11	11		1						4			3		3			1		1					4	6	
74. Other Indictable Offences	282	165		35	3		6		36	35	3	3	4		40	116	7		23	1	13				48	93	
<b>TOTAL GROUP IV</b>	<b>352</b>	<b>215</b>		<b>40</b>	<b>3</b>		<b>7</b>		<b>41</b>	<b>48</b>	<b>3</b>	<b>3</b>	<b>8</b>		<b>62</b>	<b>124</b>	<b>7</b>		<b>24</b>	<b>1</b>	<b>16</b>				<b>85</b>	<b>134</b>	
<b>GRAND TOTALS</b>	<b>87,658</b>	<b>25,133</b>	<b>3</b>	<b>634</b>	<b>31</b>	<b>1</b>	<b>43</b>	<b>17</b>	<b>612</b>	<b>7,718</b>	<b>334</b>	<b>380</b>	<b>332</b>	<b>135</b>	<b>14,893</b>	<b>3,852</b>	<b>298</b>	<b>33</b>	<b>1,568</b>	<b>111</b>	<b>2,901</b>	<b>384</b>	<b>4,315</b>	<b>864</b>	<b>10,474</b>		



## VALUE OF PROPERTY STOLEN AND RECOVERED IN 1990

Table showing:- (1) Offences against property with violence (lines 37 to 40, inclusive of the table of indictable offences for 1990.  
 (2) Larcenies etc. offences against property without violence (lines 55 to 59, inclusive, of table of indictable offences for 1990)

	Less than £10	£10 and less than £50	£50 and less than £100	£100 and less than £200	£200 and less than £300	£300 and less than £400	£400 and less than £500	£500 and less than £1,000	£1,000 and less than £5000	£5,000 and over	Total No. of crimes in which property was stolen	Total value of property stolen	Total value of property recovered	Total No. of cases in which no property was stolen
(1) No. of offences against property with violence	966	3,585	2,865	3,582	2,427	1,804	1,594	3,846	3,740	590	24,999	£ 20,729,231	£ 1,687,932	5,734
(2) No. of larcenies etc.	2,627	9,669	7,580	9,132	5,551	2,779	1,499	3,033	2,435	448	44,753	15,647,579	1,324,951	368

### TOTAL VALUE OF PROPERTY STOLEN

1990	£36,376,810
1989	£33,023,563

### TOTAL VALUE OF PROPERTY RECOVERED

1990	£3,012,883 (8.3%)
1989	£2,578,153 (7.8%)

## AGE ANALYSIS OF MURDERED PERSONS - 1990

Age in years	0-9	10-14	15-16	17-20	21-29	30-64	65-74	Over 75
No. of persons	2	-	-	2	4	6	2	1

### Murders Recorded and Detected in 1990 by Divisions

Division	Recorded	Detected
Carlow/Kildare	2	1
Cavan/Monaghan	-	-
Cork East	1	1
Cork West	-	-
Clare	-	-
Donegal	-	-
Dublin Metropolitan Area		
- Northern	4	3
- North Central	-	-
- South Central	2	2
- Southern	-	-
- Eastern	1	1
Galway West	-	-
Kerry	-	-
Leix/Offaly	-	-
Limerick	-	-
Longford/Westmeath	-	-
Louth/Meath	3	3
Mayo	1	1
Roscommon/Galway East	-	-
Sligo/Leitrim	1	1
Tipperary	1	1
Waterford/Kilkenny	1	1
Wexford	-	-
<b>TOTALS</b>	<b>17</b>	<b>15</b>

**ANALYSES OF AGGRAVATED BURGLARIES WHERE FIREARMS WERE USED AND ARMED ROBBERIES -  
LINES 38 AND 40 TABLE OF INDICTABLE OFFENCES - 1990**

	House/ Flat	Bank	P.O.	Betting Office	Licensed Premises	Chemist Shop	Shop/ Stall	Garage	Petrol Station	Hotel	Restaurant	Factory/ Store	Building Society	Credit Union	Office	Club	Street/ Road	Other	Total
Carlow/Kildare	1	5					2	2	1							1	2	1	15
Cavan/Monaghan																			
Clare																	1		1
Cork East	1						2						1				1	1	6
Cork West															1				1
Donegal	1						1										1		3
D.B.A. Northern	5	3	2	14	8	2	33	3	2	3	1	4	9	3	3		14	5	114
North Central	3	5	3	10	2	1	13			1	1	1	9		1		5	6	61
South Central	5	15	4	10	6		11			1	3	1	10	1	6		7	6	66
Southern	7	3	6	6		2	24	1	6	1	3	2	7	1	1	2	12	9	83
Eastern		4	1	5		3	3			3			4		2	1	4		30
Galway West					1												1		2
Kerry	1																		1
Lake/Offaly	1		1		1							1							4
Limerick	1	1					1								1		1	2	7
Longford/Westmeath																	1		1
Louth/Meath	1	4					2		2	2		1					1	3	16
Mayo	2		1																3
Rooscommon/Galway East	1																		1
Sligo/Lairin																			
Tipperary	1	1					1											1	4
Waterford/Kilkenny		2																2	4
Wexford		2				1		1										2	6
<b>TOTALS</b>	<b>31</b>	<b>45</b>	<b>18</b>	<b>45</b>	<b>18</b>	<b>9</b>	<b>93</b>	<b>7</b>	<b>11</b>	<b>11</b>	<b>8</b>	<b>10</b>	<b>40</b>	<b>5</b>	<b>15</b>	<b>4</b>	<b>56</b>	<b>33</b>	<b>459</b>

**CASH ANALYSIS OF AGGRAVATED BURGLARIES WHERE FIREARMS WERE USED AND ARMED ROBBERIES - 1990**

Up to £99.99	7				1	2	31	1	3		3	1		1	1		6	4	61
£100 to £499.99	7		1	27	5	4	29	5	6	1	2		1		1	1	12	8	110
£500 to £999.99	4	3	2	8		2	10			3	1	2	3		3		6	2	52
£1000 to £4,999.99	3	20	7	8	4		12		1	5	2	2	18	3	5	2	15	5	112
£5000 +	2	16	4		4		3		1	2		3	7		2		13	8	65
Nothing taken	8	6	4	2	1	1	8	1				2	11	1	3	1	4	6	59
<b>TOTALS</b>	<b>31</b>	<b>45</b>	<b>18</b>	<b>45</b>	<b>18</b>	<b>9</b>	<b>93</b>	<b>7</b>	<b>11</b>	<b>11</b>	<b>8</b>	<b>10</b>	<b>40</b>	<b>5</b>	<b>15</b>	<b>4</b>	<b>56</b>	<b>33</b>	<b>459</b>



# TOTAL NUMBER OF ARMS, AMMUNITION SEIZED BY GARDAI

FROM 1.1.1990 - 31.12.1990

Heavy Machine Guns	4
Light Machine Gun	1
Machine Gun	1
Rifles	40
Pistols	23
AK 47 Rifles	16
Revolvers	24
Imitation Firearms	33
Shotguns	38
Starting Pistols	2
Component Parts of Firearms	7
Cartridges	360
Rounds of Assorted Ammunition	20,382
Rounds of 7.62 x 39mm Ammunition	2,299
Rounds of 7.62 x 51mm Ammunition	30,011
Rounds of Blank Ammunition	153
Magazines	48
Ammunition Belts	3
Detonators	576
Home-made Detonators	2
Incomplete home-made Detonators	31
Safety Fuse	15ft
Hand Grenades	23
Rocket (Military)	1
Rocket Launchers	2
Propulsion Unit for Rocket	1
IPG'S	26
Steel Tube Bodies for IPG's	89
Tail and Propulsion Units for IPG's	89
Detonator and Firing Cap Housing Units	67
Base Plates for Blast/Pipe bombs	27
Assembled Blast Bombs	3
Blast Bomb	1
Tube for RPG 7 Motor	1
Tail Fin for RPG 7 Rocket	1
Tail Fin for Military Mortar	1
Mark 6/4 Mortar	16
Arming Devices for Mortars	15

Blank Mortar Training Round	1
Droque Bomb	1
Nail Bombs	3
Bunkers	7
Firing Range	1
Semtex	5 Kgs
Commercial Explosives	7.35 Kgs
HME	60 Lbs
TPU's	16
Incomplete TPU	1
Containers for Mark 6/4 Mortars	16
Propulsion Unit for Mark 10 Mortar and Bulb	1
Detonating Fuse	505.5ft
Incendiary Devices	41
Power Pack	1
Bell Wire	800 Yds
Timers	2
Radios	15
Scanners	9
Container of C & S Gas	1
Radio Batteries	2
Bayonets	7
<b>Assortment of other Ancillary Equipment</b>	

## **SCENES OF CRIME EXAMINATION**

During the year Scenes of Crime Examiners attached to the Fingerprint Section of the Technical Bureau attended the scenes of 670 crimes. The total number of fingerprint identifications was 1,630. Members attached to Ballistics Section visited 424 scenes of crime.

## **FORENSIC SCIENCE**

In 1990 the Forensic Science Laboratory dealt with a total of 4,428 cases. Of these 2,316 involved drugs and the remaining 2,112 involved murder, rape, hit-and-run accidents, fires, armed robberies, etc.

There were approximately 28,500 separate exhibits brought to the Laboratory for testing.

186 cases involving the suspected use of firearms were referred to the Laboratory and these cases involved 2,742 separate exhibits.

There were 42 cases involving the suspected use of explosives which had a total of 132 exhibits.

## **MISSING PERSONS**

During the year 1,359 persons were reported missing. At the end of the year 29 persons were still not traced. One-unidentified body was found during the year.

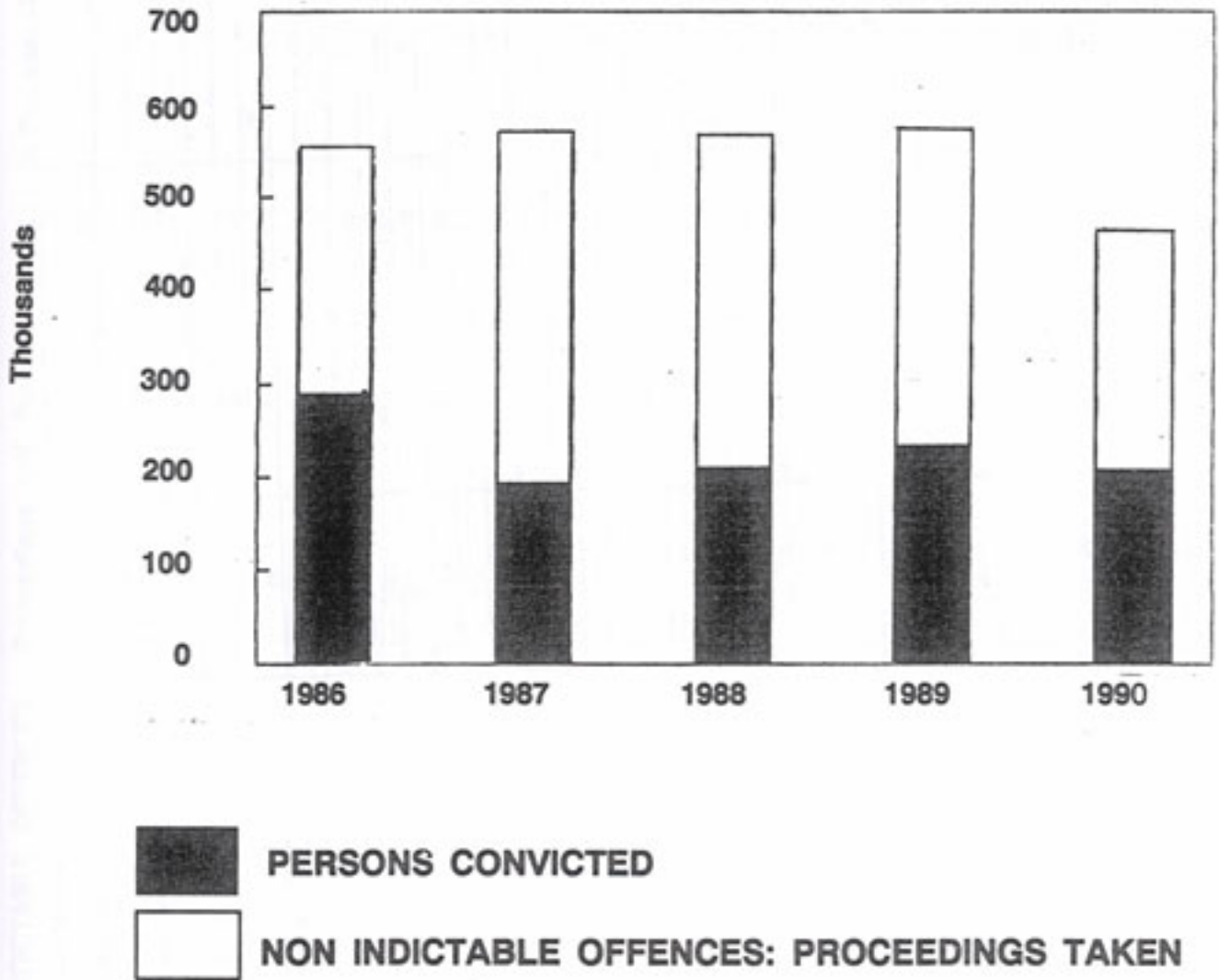
## **GARDA DOG UNIT**

The present strength of the Garda Dog Unit is 2 Sergeants and 12 Gardai within the Dublin Metropolitan Area and 1 Garda at Cork City.

During the year trained dogs were used by Garda Handlers in searches for both drugs and explosives. They were also used in tracking operations in major crimes and general patrolling. 460 searches were undertaken. 100 arrests were made by Garda Dog Handlers and other incidents led to the issue of 125 summonses. The unit assisted in the investigation of 200 other cases.



# NON INDICTABLE OFFENCES



See Appendix "B"



**NON-INDICTABLE OFFENCES - Proceedings and Persons Convicted in the year 1990**

OFFENCES (1)	No. of Offences in which proceedings were taken (2)	Charges withdrawn or dismissed (3)	Number of convictions (4)	Charges proved and order made without conviction (5)	Adjourned or otherwise disposed of (6)	No. of persons convicted or against whom charge was held proved or order made without conviction (7)
(j) Driving or attempting to drive or being in charge of animal-drawn vehicle while drunk	3	-	3	-	-	3
(m) Driving or attempting to drive pedal cycle while drunk	40	6	31	-	3	31
(n) Exceeding speed limit (i) Built-up-area	10,676	668	8,998	543	467	9,288
*     *     (ii) Special	2,657	139	2,261	166	91	2,268
*     *     (iii) Ordinary	1,157	78	929	95	55	988
*     *     (iv) General	5,582	374	4,808	207	195	4,840
(o) Driving dangerously, defective M.P.V.	204	37	121	21	25	115
(p) Other offences	10,288	2,057	5,901	1,368	882	4,944
(q) Construction Equipment and Use of Vehicles Regulations, 1963						
*     *     (i) Defective tyres	7,643	678	4,908	965	1,091	3,504
*     *     (ii) Defective Steering	38	7	29	1	1	28
*     *     (iii) Defective Brakes	525	43	385	47	50	325
*     *     (iv) Gross Weights of Goods Vehicles	1,183	171	821	83	108	810
*     *     (v) Axle	28	5	19	2	2	21
*     *     (vi) Other Offences	13,889	1,807	8,530	1,573	1,879	6,048
6. (a) Taking M.P.V. without authority	2,029	192	1,450	75	312	1,157
(b) Unauthorised interference with mechanism of M.P.V.	1,670	151	1,193	80	246	1,018
(c) Taking possession of pedal cycle without consent	92	3	75	6	8	74
7. E.E.C. Regulations: (i) Vehicle Testing	4,576	846	2,882	514	334	2,014
*     *     (ii) Tachograph	2,797	453	1,726	253	395	1,630
8. Road Transport Acts	2,804	434	1,850	270	250	1,529
9. Roads Act and Finance Acts - Excise Licence	117,465	25,818	53,157	12,129	26,393	48,073
10. Intoxicating Liquor Laws, Offences against:						
(a) Illegally on Licensed Premises during closing hours	9,946	552	8,359	129	308	8,014
(b) Drunkenness, Simple	1,714	165	1,359	94	98	1,320
(c) Drunkenness with aggravation	4,082	323	3,271	219	299	3,171
(d) Offences by Licensed Persons (or their Servants) against closing Regulations	4,582	1,678	2,473	208	223	2,365
(e) Other Offences by Licensed Persons (or their Servants)	313	138	151	12	12	141
(f) Supplying or selling drink to persons under 18 years	118	37	55	7	19	62
(g) Offences in connection with Registered Clubs	89	6	68	1	14	68
(h) Other offences against Intoxicating Liquor Laws	645	87	460	66	32	442



**NON-INDICTABLE OFFENCES - Proceedings and Persons Convicted in the year 1990**

OFFENCES (1)	No. of Offences in which proceedings were taken (2)	Charges withdrawn or dismissed (3)	Number of convictions (4)	Charges proved and order made without conviction (5)	Adjourned or otherwise disposed of (6)	No. of persons convicted or against whom charge was held proved or order made without conviction (7)
11. Labour Laws, Offences against	11	-	11	-	-	1
12. Malicious Damage to Animals, Fences etc.	1,931	182	1,297	167	285	1,368
13. Police Regulations, Offences against:						
(a) Dublin Metropolitan Police Acts	2,534	218	1,628	270	422	1,577
(b) Summary Jurisdiction (Ireland) Act, 1851	199	27	98	30	44	95
14. Prostitution	3	-	3	-	-	3
15. Living on earnings of prostitute	-	-	-	-	-	-
16. Revenue Laws, Offences against	100	20	37	32	11	45
17. Stealing, Receiving or Possessing Stolen Property (not the subject of larceny at Common Law)	318	44	167	58	49	190
18. Street Trading Acts - Offences against	1,385	114	634	153	484	681
19. Vagrancy Acts - Offences against:						
(a) Begging	155	21	111	11	12	104
(b) Other Offences	124	8	105	2	9	101
20. Wireless Telegraphy Act, 1926 - Offences against	8	1	6	1	-	7
21. Firearms Acts - Offences Against	158	20	118	3	17	92
22. Explosives - Offences in relation to	12	2	10	-	-	8
23. Misuse of Drugs Act, 1977/84						
(a) Unlawful possession of controlled drugs Section 3	1,661	114	1,125	71	351	1,055
(b) Unlawful possession	373	73	170	10	120	189
(c) Importation of controlled drugs	86	7	62	-	17	65
(d) Cultivation of controlled drugs	23	1	20	-	2	21
(e) Allowing premises etc. to be used	23	1	21	-	1	23
(f) Possession of forged prescription	45	-	34	-	11	13
(g) Forging a prescription	48	-	31	-	15	12
(h) Attempt etc. and miscellaneous offences, Section 21	117	22	84	3	8	68
(i) Other offences	14	1	11	-	2	9
24. Offences under Juries Act, 1976	70	8	35	8	19	43
25. Other Offences	11,345	1,856	7,503	1,075	1,111	6872
<b>TOTAL</b>	<b>462,088</b>	<b>78,358</b>	<b>228,298</b>	<b>38,550</b>	<b>115,882</b>	<b>208,375</b>

**NON-INDICTABLE OFFENCES BY DIVISION  
YEAR ENDED 31ST DECEMBER, 1990**

<b>DIVISION</b>	<b>Total No. of offences in which proceedings were taken</b>
Carlow/Kildare	16,030
Cavan/Monaghan	13,098
Cork East	42,084
Cork West	9,152
Clare	8,477
Donegal	9,925
D.M.A.	205,407
Galway West	9,722
Kerry	12,446
Leix/Offaly	11,540
Limerick	18,171
Longford/Westmeath	10,903
Louth/Meath	31,839
Mayo	8,172
Roscommon/Galway East	8,610
Sligo/Leitrim	7,650
Tipperary	13,326
Waterford/Kilkenny	16,425
Wexford	9,111
<b>TOTAL</b>	<b>462,088</b>

*The following table shows a breakdown of the principal offences for which proceedings were taken*

<b>Type of offences</b>	<b>Number of offences in which proceedings were taken</b>
Highway Acts (Road Traffic Acts, Road Transport Acts and Roads Act)	412,030
Intoxicating Liquor Laws	21,489
Assaults	7,254
School Attendance Act	109
Control of Dogs Act	323
Malicious Damage	1,931
Street Trading Acts	1,385
Vagrancy Acts	279
Drug Offences	2,388
Dublin Metropolitan Police Acts	2,534
Other	12,366

## JUVENILE LIAISON OFFICER SCHEME

The Garda Juvenile Liaison Officer Scheme, which was introduced in 1963, is now in operation in every Garda Division. The Scheme provides for the cautioning of juvenile offenders, as an alternative to Court Proceedings, subject to certain conditions.

Juveniles dealt with in this way are placed under supervision of a Garda Juvenile Liaison Officer who is specially appointed and has relevant training in dealing with young people. It is the function of the Juvenile Liaison Officer to assist in the rehabilitation of the juvenile with a view to the avoidance of further criminal activity.

In addition, he is involved in supervising and guiding potential delinquents and all aspects of youth work through contact with young people in youth clubs, attending meetings and seminars, and visits to schools. This involvement is aimed towards a greater appreciation of the Garda role in Society and the importance of law observance.

The Minister for Justice has announced the establishment of a Garda Juvenile Bureau, forming part of the Community Relations Section. The Juvenile Bureau will deal with all matters involving juveniles and young persons on a National basis. It will also have responsibility for the introduction and operation of a GARDA SCHOOLS PROGRAMME.

Primarily the Juvenile Bureau will be responsible for the monitoring and speedy disposal of all cases where juvenile offenders are involved and ensure that appropriate levels of supervision of Juvenile offenders takes place. In addition, the Juvenile Bureau will concern itself with all matters relating to and affecting young people, i.e.:

- formulating and operating a Schools Programme,
- formulating Crime Prevention Programmes aimed at juveniles at risk,
- liaising with Statutory and Voluntary Agencies concerned with the welfare of young people,
- research and develop Diversion Programmes,
- record and examine cases involving juveniles missing from home and identify patterns in this area,
- implement and develop further an Outreach Programme designed to establish Garda contact and monitor the activities of 'detached' young people, particularly in the areas of drug and alcohol abuse,
- establish a liaison with School Attendance Officers and develop this area of contact,
- involve itself in the area of Child Sexual Abuse.

The Juvenile Bureau will be under the command of a Director (Superintendent) and will be operational during the coming year.



The following tables show the activities of the Scheme since its inception in 1963, and for 1990, respectively:

Particulars		D.M.A.	Outside D.M.A.	Total
Juveniles admitted into Scheme since inception	<b>Males</b>	15,232	19,682	34,914
	<b>Females</b>	2,965	3,774	6,739
<b>TOTALS</b>		<b>18,197</b>	<b>23,456</b>	<b>41,653</b>
Number who became involved in further crime		2,290	2,186	4,476
Cases closed - subject reaching 17 yrs. of age		7,732	9,346	17,078
Cases closed - supervision withdrawn after 2 years		6,608	8,562	15,170
Visits to homes of delinquents		210,648	252,026	462,674
Interviews with supervisees		183,597	231,152	414,749
Visits to Clubs		32,386	52,337	84,723
Talks/Lectures given and meetings attended		17,506	40,247	57,753
Overall Caseload		1,567	3,362	4,929

During 1990, 3,180 juveniles were admitted to the Scheme, comprising 2,692 males and 488 females.

Particulars		D.M.A.	Outside D.M.A.	Total
Juveniles admitted during 1990	<b>Males</b>	955	1,737	2,692
	<b>Females</b>	209	279	488
	<b>TOTALS</b>	<b>1,164</b>	<b>2,016</b>	<b>3,180</b>
Number who became involved in further crime		106	203	309
Cases closed - subject reaching 17 years of age		473	783	1,256
Cases closed - supervision withdrawn after 2 years		458	796	1,254
Visits to homes of delinquents		10,204	16,850	27,054
Interviews with Supervisees		8,208	15,444	23,652
Visits to Clubs		1,467	2,596	4,063
Talks/lectures given and meetings attended		1,832	2,373	4,205

## **GARDA COMMUNITY RELATIONS**

The Garda Community Relations Section which is under the control of a Chief Superintendent has responsibility for the operation of the Juvenile Liaison Officer Scheme, the Garda Crime Prevention Unit, Garda Patrol, Neighbourhood Policing and the community based crime prevention programmes of Neighbourhood Watch, Community Alert and Pharmacy Watch. The Section continues to investigate various anti-crime measures that will involve further citizen participation in crime prevention.

The work performed by the Section represents the conscientious effort of many individuals both public and Gardai including the Committee Members of the Dublin Region Neighbourhood Watch Representative Committee. It must also be acknowledged the valuable support that was provided by the various statutory and voluntary agencies that the Section liaised with during the year in the development and management of various projects.

### **CRIME PREVENTION UNIT**

The Garda Crime Prevention Unit is centrally situated at the Metropolitan Area Headquarters in Harcourt Square, Dublin 2. One of this Unit's many undertakings is to lecture interested groups on personal security. Their experienced officers also provide useful advice on the security of dwelling houses and these officers are available in each division nationwide. Members of the public can by prior arrangement, visit a specially equipped exhibition room where they will be introduced to various security devices aimed at improving personal and home security. Commercial interests are also catered for.

Response to the Garda Patrol television programme was very satisfactory. A total of 51 programmes was transmitted during the year, which included 57 special Crime Prevention Items. The National Newspapers and various Magazines also carried information on crime prevention measures. Pamphlets on "Cash Custody" and "Vehicle Security" were printed and distributed.

A total of 5,904 Security Surveys were completed and 1,123 lectures provided.

### **NEIGHBOURHOOD WATCH**

An increase of 14% in the numbers of Neighbourhood Watch Schemes in 1990 brought the total number of Schemes established at the end of the year to 995. In all, 199,701 households were incorporated in the Neighbourhood Watch movement throughout the State.

Neighbourhood Watch is now firmly recognised by householders as a normal constituent of community life. In many of the newer housing estates, one of the first steps taken by homeowners is to establish a local Scheme.

The benefits of a Scheme to the local community will largely depend on the effort and commitment of local activists. A survey carried out in July, 1990, by a Neighbourhood Watch Coordinator of the Schemes in the Bray area of Co. Wicklow provided valuable evidence of the need for close co-operation between the Scheme Co-ordinator and the Liaison Garda.

The Dublin Neighbourhood Watch Representative Committee is now in its third year of operation. This committee consists of one Area Coordinator from each of the Garda Districts in the Dublin area. The committee's first A.G.M. was held on 31st March 1990, at D.M.A. Garda Headquarters, Harcourt Square. At the meeting, the Commissioner presented Certificates of Appreciation to members of the outgoing Committee for their commitment throughout the year.

The pivotal role of community involvement in controlling crime and vandalism through their local Neighbourhood Watch and/or Community Alert scheme is becoming more widely appreciated. We look forward to a strengthening of the structure of these community based programmes in the year ahead.



## COMMUNITY ALERT

The interest in this rural based crime prevention programme has continued to grow. Originally launched in 1985 through the caring offices of Muintir na Tire, the numbers of individual schemes recorded in 1990 increased from 185 to 221. Towards the end of the year there was a marked increase in interest which should reflect itself in further considerable growth during 1991.

The need for a structure which would provide a centralised focus for Community Alert Schemes continues to be felt. Regional structures based on Garda Divisional boundaries would provide a measure of co-ordination and direction to the movement which would benefit its growth and development.

Recent increases in crime in some Divisions outside of Dublin emphasises the need for effective community-based crime prevention programmes. Community Alert has already proved that it can be an invaluable aid to combatting crime and we look forward to its continued expansion.

## NEIGHBOURHOOD POLICING

The function of the Neighbourhood Garda is to provide a policing service to the people who reside within a defined area and to work with local residents and associations to curb crime and vandalism within that area.

The success of the Neighbourhood Policing programme over the past number of years is reflected in the growth in members now being deployed on these duties. At the end of the year, 8 Sergeants and 120 Gardai had been appointed in the D.M.A., and 6 Gardai in Cork City.

A successful seminar for the above members was held at Garda Headquarters, Phoenix Park in July. Included on the programme were a number of speakers who had special knowledge of such diverse topics as Infant Sudden Death, the Aids Resource Centre and the developments currently taking place in the Probation and Welfare Service.

The expansion of the Neighbourhood Policing programme to urban centres outside Dublin got underway in December with the formal appointment of six members in Cork City. At that stage, plans were well advanced to extend the programme to the cities of Limerick and Galway.

Further expansion can be anticipated in 1991.

## SUB AQUA UNIT

The Garda Sub Aqua Unit was established in 1966 to carry out searches for:

- (a) Bodies of victims of crime or drowning accidents,
- (b) Weapons used in the commission of crime or other evidence of crime deposited in water.

The Unit carried out 12 search operations during the year in connection with the investigation of crime. Resulting from 24 underwater search operations 7 bodies were recovered.



## **THE EMERGENCY 999 SERVICE**

During the year 196,624 emergency 999 calls were received by the Garda. 159,612 calls at the Communications Centre, Dublin Metropolitan Area; 24,136 at the Communications Room, Union Quay, Cork City; 4,471 at Communications Room, Dundalk; 3,505 at Communications Room, Henry Street, Limerick; 2,191 at Communications Room, Galway; 1,438 at Communications Room, Waterford; 837 at Communications Room, Letterkenny and 434 calls at the Communications Room, Portlaoise.

## **STOLEN MOTOR VEHICLE INVESTIGATION UNIT**

The Unit which operates for the whole country is based in Dublin. Close liaison is maintained with similar Units in other countries and this co-operation has led to the recovery of many stolen vehicles. 117 vehicles all of which bore false plates, were identified by the Investigation Unit as stolen. 80 vehicles stolen within the State were located here. 28 vehicles - 20 stolen in Great Britain and 8 in Northern Ireland were recovered here. 9 vehicles stolen within the State were located in Northern Ireland. For the year 1990 there were 1,661 vehicles recorded as stolen. 1120 of the vehicles stolen were motor cars while the remaining 541 vehicles included motor cycles, lorries, vans etc.

## **SPECIAL TRAFFIC CORPS**

A Special Traffic Corps has operated in each Garda Division since 1973. While its primary responsibility is the prevention and detection of road traffic related offences, it is, nevertheless, expected to be involved in all aspects of law enforcement.

The principal aims are to reduce the rate of traffic fatalities and injuries on the roads by accident prevention generally and to create a greater public awareness and appreciation of traffic legislation and road safety measures.

The Traffic Corps was to the forefront in the successful Road Safety Campaign conducted prior to and over the Christmas period. 17,245 checkpoints were set up. 4645 persons were breath tested and there were 981 detections under the drunk driving legislation during the course of the Campaign.

## **PRESS AND PUBLIC RELATIONS**

The Garda Press/Public Relations Office continues to service the media on all relevant newsworthy material as well as assisting journalists, students, researchers and career guidance counsellors seeking information on the Force or requesting material for projects.

The advent of local radio and the increased frequency of news broadcasts made greater demands on the office, but extra staff was allocated to cope with this increased workload. The training of Gardai in the provinces to cope with local radio was a significant development undertaken by the Press Office.

Demands for career talks on the Garda Síochána and for participation in career guidance exhibitions are ever increasing and tremendous interest is shown by students throughout the State in the Garda Síochána as a career.

The Garda Band gave numerous recitals in aid of charity and otherwise, and thereby continued to play an important role in fostering good relations with the public, community groups and school children.

## MISUSE OF DRUGS

In 1990 the number of persons charged with the offences under the Misuse of Drugs Acts 1977-1984 was 2,071. This compares with 1,344 persons charged in 1989 and shows an increase of 54.1%.

The number of drug seizures increased by 48.3% from 1562 to 2316 in 1990.

The increase in the figures relate mainly to small amounts of Cannabis and Cannabis Resin for personal use and do not indicate any great increase in trafficking over recent years.

Approximately 73% of persons charged in 1990 were prosecuted for offences related to Cannabis and Cannabis Resin while less than 4% were charged for Heroin possession.

The amount and type of drugs seized varies from year to year and in 1990 three major seizures of Cannabis Resin alone amounted to 100Kg approx. As in 1989 two further seizures of Cocaine amounting to 1Kg were washed up on the West Coast of Ireland and believed to have come from a cargo ship lost at sea. To date there have been no seizures of 'Crack' Cocaine.

The Customs Service were responsible for a number of significant drug seizures during the year and in co-operation with the Gardai are responsible for some notable detections.

During the year talks and lectures on drug abuse were requested by various interested groups and such talks were given on 357 occasions.

All Garda training and promotion courses include lectures on drug law enforcement to enable members to deal with all aspects of this problem.

Arrangements are being made to provide members with an up-dated refresher training course in the prevention and detection of drug abuse.

### DRUG OFFENCES 1990 Age Group of Persons Charged

Under 17 years		17 and under 21 years		21 years and over	
Male	Female	Male	Female	Male	Female
29	3	399	71	1343	226

## Particulars of Drugs Seized 1990

Type of Drug	Quantity Seized
Cannabis Resin	114.76 kg.
Cannabis Herb	2.99 kg.
Cannabis Plants	167
Cocaine	1008.60 g.
Amphetamine	264.30 g + 133t
Methamphetamine	2.15 g
Stimulants	157 t
Heroin	578.24 g
Morphine	571 t + 1367 ml
L.S.D.	90 Units
Psilocin	61.715 g
Barbiturates	9 t
Synthetic Opiates and narcotic Analgesics	4109 ml + 903 t
Benzodiazepines	1318 t

t                    tablet

g.                    - gramme

kg.                    - kilogramme

ml.                    - millilitre



**DRUG OFFENCES - PERSONS CHARGED 1990**

DIVISION	No. of Persons Charged	Persons Charged		TYPE OF DRUG	No. of Persons
		Nationality	Number		
Dublin Metropolitan Area	1,530	Irish	2,017	Cannabis Resin	1,413
Carlow/Kildare	5	English	22	Cannabis Resin/Cannabis	28
Cavan/Monaghan	2	N. Irish	10	Cannabis Resin/Heroin	3
Clare	3	Spanish	4	Cannabis Resin/Cocaine	8
Cork East	351	Dutch	4	Cannabis Herb	73
Cork West	20	Libyan	3	Heroin	71
Donegal	8	N. American	3	Morphine	57
Galway West	12	French	3	Cocaine	11
Kerry	10	Scottish	2	L.S.D.	6
Leix/Offaly	6	Welsh	1	Psilocin	6
Limerick	42	Italian	1	Amphetamine	14
Longford/Westmeath	8	Vietnamese	1	Synthetic Narcotics and Narcotic Analgesics	95
Louth/Meath	16			Benzodiazepines	26
Mayo	3			Other Offences	
Roscommon/Galway East	-			Importation	81
Sligo/Leitrim	5			Forged Prescriptions	63
Tipperary	12			Cultivation of Cannabis Plants	28
Waterford/Kilkenny	28			Allow Premises to be used for Drug Abuse	29
Wexford	10			Obstruction	59
<b>TOTALS</b>	<b>2,071</b>		<b>2,071</b>	<b>TOTAL</b>	<b>2,071</b>

# TRAFFIC OFFENCES - DRINK AND DRIVING 1990

## Annual Statistics of Breath Tests, Blood/Urine Tests, Arrests, etc.

<b>1. BREATH TESTS</b>	
(a) Total number of persons breath tested	13,224
(b) Breath test positive	6,175
(c) Breath test negative	7,049
(d) Breath test refused	277
<b>2. BLOOD/URINE TESTS</b>	
(a) Blood specimen given	4,581
(b) Urine specimen given	2,871
(c) Specimen refused	809
<b>3. ARRESTS</b>	
(a) For refusing breath tests (Sections 12 and 13 of the Road Traffic (Amendment) Act, 1978)	277
(b) Arrest without breath test (Sections 49 and 50 R.T.A. 1961 as amended by Sections 10 and 11 Road Traffic (Amendment) Act, 1978)	2,217
<b>4. ANALYSES OF SPECIMENS</b>	
(a) Under prescribed concentration	688
(b) Over prescribed concentration	6,459
(c) Specimens still to be analysed at end of year	250
(d) Insufficient or spoiled	55
<b>TOTAL ANALYSES</b>	<b>7,452</b>

## NON INDICTABLE OFFENCES (TRAFFIC) 1990 (Drink and Driving)

### Sex and Age of Persons Convicted

Offence	Persons Convicted	17 and under 21 years		21 years and over	
		M	F	M	F
Driving or attempting to drive a M.P.V. while drunk or with a blood/urine/alcohol concentration above the prescribed limit	5,186	412	18	4,556	200
Being in charge of M.P.V. while drunk or with a blood/urine/alcohol concentration above the prescribed limit.	310	8	0	291	11
Refusing to provide or permit the taking of blood/urine specimen at Garda Station	495	18	2	462	13
Refusing to provide a preliminary specimen of breath	183	2	1	171	9

### FINE ON THE SPOT NOTICES ISSUED IN 1990

	Parking Violations	Non Display of Licence Disc
Gardai	69,467	18,194
Wardens	380,182	50,466
<b>TOTAL</b>	<b>449,649</b>	<b>68,660</b>
Fines Paid	171,853	7,754
Court Proceedings	71,887	17,792
Notices Cancelled	55,885	16,262
Proceedings Pending	134,391	26,801
Spoiled Notices	15,633	51



**ROAD TRAFFIC ACT 1961 (SECTION 103) OFFENCES REGULATIONS, 1976**  
**Parking Violations - Fine on the Spot Notices Issued - 1990**

	Carlow/ Kildare	Cavan/ Monaghan	Clare	Cork East	Cork West	Donegal	DUBLIN	Galway West	Kerry	Leix/Orialy	Limerick	Longford/ Westmeath	Louth/Meath	Mayo	Roscommon/ Galway East	Sligo/Lettrim	Tipperary	Waterford/ Kilkenny	Wexford	Total	
<b>Gardai</b>	235	1,572	159	13,969	1,339	999	35,686	5,319	1,916	300	1,040	1,096	465	276	763	1,401	558	1,254	1,120	69,467	
<b>Wardens</b>							378,748		1,274			180									380,182
<b>TOTALS</b>	235	1,572	159	13,969	1,339	999	414,434	5,319	3,190	300	1,040	1,256	465	276	763	1,401	558	1,254	1,120	449,649	
<b>Fines Paid</b>	129	1,026	106	4,579	895	547	158,152	2,135	1,177	137	573	606	284	162	495	1,006	367	789	688	171,853	
<b>Court Proceedings</b>	24	44	9	1,561	71	52	69,133	375	109	32	74	27	28	50	68	27	47	83	73	71,867	
<b>Notices Cancelled</b>	4	151	21	2,444	124	208	51,472	352	425	40	78	76	32	22	60	134	54	92	96	55,885	
<b>Proceedings Pending</b>	78	337	23	4,851	243	147	122,863	2,419	1,379	87	292	519	111	41	138	231	88	287	257	134,391	
<b>Spolied Notices</b>		14		534	6	45	14,814	38	100	4	23	28	10	1	2	3	2	3	6	15,633	

## OFFENCES RECORDED AND DETECTED 1981-1990

Year	Recorded	Detected
1981	89,400	32,754
1982	97,626	32,788
1983	102,387	33,699
1984	99,727	32,173
1985	91,285	29,795
1986	86,574	27,373
1987	85,358	27,787
1988	89,544	29,685
1989	86,792	28,781
1990	87,658	28,985

Appendix B

## NON INDICTABLE OFFENCES

## Proceedings and Persons Convicted 1986-1990

Year	Proceedings	Persons Convicted
1986	554,271	288,308
1987	572,899	192,201
1988	569,218	210,091
1989	574,732	234,545
1990	462,088	208,375

